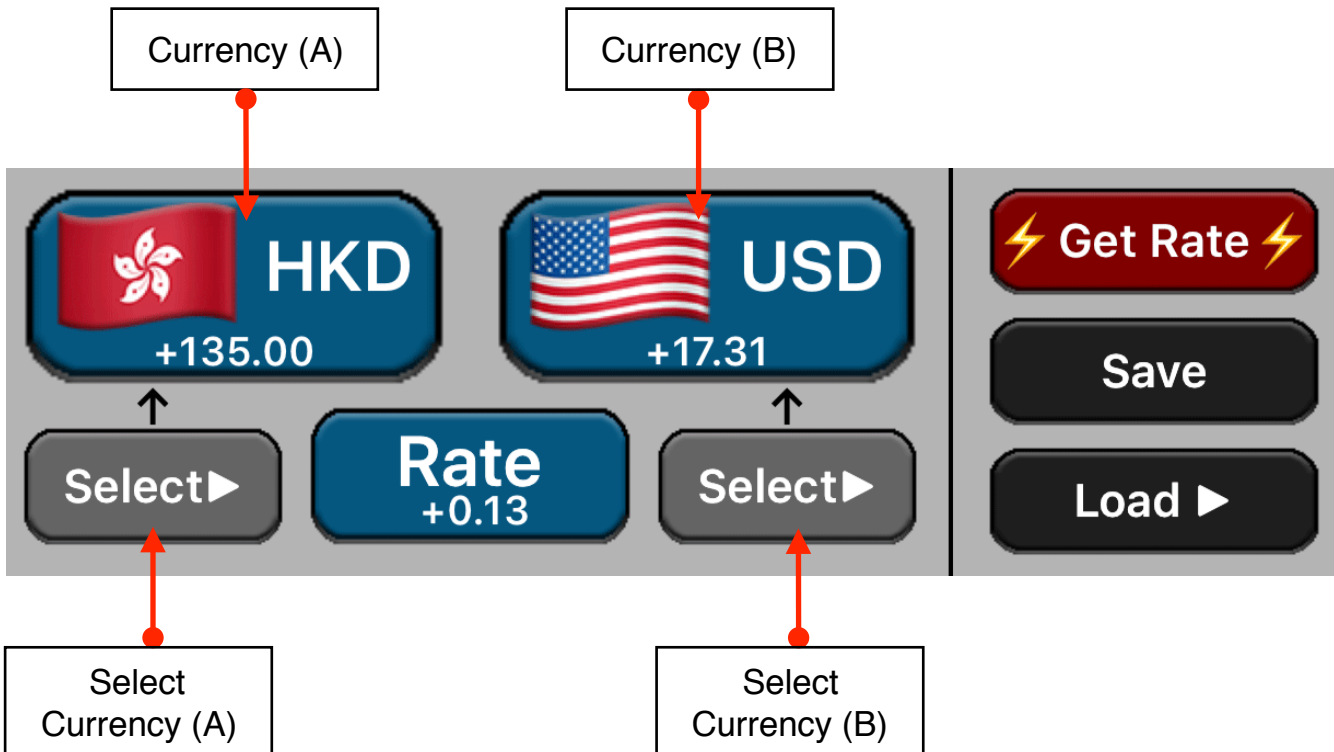


# Currency Exchange Menu

The calculator has a convenient Currency Exchange menu to quickly convert amounts between two currencies. The exchange rate can be manually stored, calculated or obtained “on-line” from Google Finance.

To show it, touch the “**Convert**” menu button, and touch the “**CURRX**” button.



$$\text{(Currency A)} = \text{Rate} * \text{(Currency B)}$$


The Currency Exchange menu works with two currencies at a time and a rate of conversion between them. The amount of the first and second currencies as well as the rate value are stored in variables. So, the **BLUE** buttons (variable) calculates the corresponding variable if the previously pressed key was also a **BLUE** button, otherwise they store the displayed number in the variable. See the examples below to have a better understanding about this.




## Currency Exchange Menu Buttons

<b>[Curr.A]</b>	Calculate or Store the currency A value. (Currency A) = Rate x (Currency B)
<b>[Curr.B]</b>	Calculate or Store the currency A value. (Currency B) = (Currency B) ÷ Rate
<b>[Rate]</b>	Calculate or Store the currency A value. Rate = (Currency A) ÷ (Currency B)
Currency A <b>[Select▶]</b>	Shows the list of world currencies to pick the Currency A.
Currency B <b>[Select▶]</b>	Shows the list of world currencies to pick the Currency B.
<b>[⚡ Get Rate ⚡]</b>	Gets “on-line” the current market exchange rate between the selected currencies A & B (the rate is fetched from Google Finance. Requires internet connection).
<b>[Save]</b>	Stores the current selected currencies and the rate for further use through the “LOAD” button.
<b>[Load▶]</b>	Shows a list of previously saved currency conversion to pick one to load.

### Example: On-line Rate (requires Internet connection)





How many Euros (EUR) are 46,820 Chilean pesos (CLP)?.

Keystrokes	Description
<b>[Select▶] (A)</b>	Shows the currency selection list for currency (A)
 <b>EUR</b>	Select “EUR” from the list to assign Euros to (A)

Keystrokes	Description
[Done]	Touch the “Done” button to get back to the calculator
[Select▶] (B)	Shows the currency selection list for currency (B)
 CLP	Select “CLP” from the list to assign Chilean pesos to (B)
[Done]	Touch the “Done” button to get back to the calculator
[⚡ Get Rate ⚡]	Wait until the calculator fetches the current rate between “EUR” and “CLP” from Google Finance website.
Type “46820”  CLP]	Enters the “CLP” amount.
 EUR]	Calculates the amount in Euros. <b>Result = 61.81</b> (assuming a rate of 757.47 CLP/ EUR)
[Save]	Optionally, Save the current EUR-CLP conversion for further use through the [Load] button.

### Example: Manually Input Rate

Convert 135.00 Hong Kong dollars (HKD) to U.S. dollars (USD) if 1.0 HKD are equal to 0.1282 USD.

Keystrokes	Description
[Select▶] (A) “  HKD” [Done]	Select “HKD” currency to (A)
[Select▶] (B) “  USD” [Done]	Select “USD” currency to (B)
Type “0.1282” [Rate]	Enters the exchange rate.
Type “135”  HKD]	Enters the HKD amount.
 USD]	Calculates the amount in USD. <b>Result = 17.31</b>
[Save]	Optionally, Save the current HKD-USD conversion for further use through the [Load] button.