









# General Settings

In addition to the keyboard sequences that set some preferences (  [ . / , ],  [ Beg / End ],  [ DISP ],  [ DMY/MDY ],  [ 360/ACT ],  [ Semi/Ann ],  [ Alg/Chain ] and  [ Rad/Deg ] ) the RLM-10BX calculator provides an extensive settings view to customize the calculator to your convenience.



The image shows the 'General Settings' menu of the RLM-10BX calculator, divided into three sections: CALCULATOR, FORMATS, and FEEDBACK. Red arrows point from descriptive text boxes to specific settings in the menu.

Setting	Value	Description
Model	NEW	Select the calculator skin
Algebraic Mode	CHN	Toggle the operation mode between Chain or Algebraic
Autolock Disable	ON	Prevent the device to go to sleep when the calculator is running
Display Brightness	9	Adjust the display brightness relative to the device screen brightness
Numbers Format	FIX	Select the numbers display format between FIX, SCI, ENG or ALL
Number of Decimals	2	Set the number of decimals to show
Comma Decimal Sepa...	OFF	Toggles thousands and decimal separator
Dates Format	M.DY	Select the current date format between M.DY, D.MY or Y.MD
Angle Unit	DEG	Set the current angle unit between DEG, RAD, GRAD, DMS or Slope%
Highlight 'Shift' keys	ON	Set to ON to highlight alternative keyboard functions when Shift key is active
Haptic Feedback	ON	Set to ON to enable haptic feedback when a button is touched
Click Sound	ON	Set to ON to enabled a click sound feedback when a button is touched
Click Volume	9	Adjust the click sound feedback volume relative to the device volume setting
Effects Sound	ON	Set to ON to enabled an effect sound when some actions occurred
Effects Volume	5	Adjust the effects sound feedback volume relative to the device volume setting